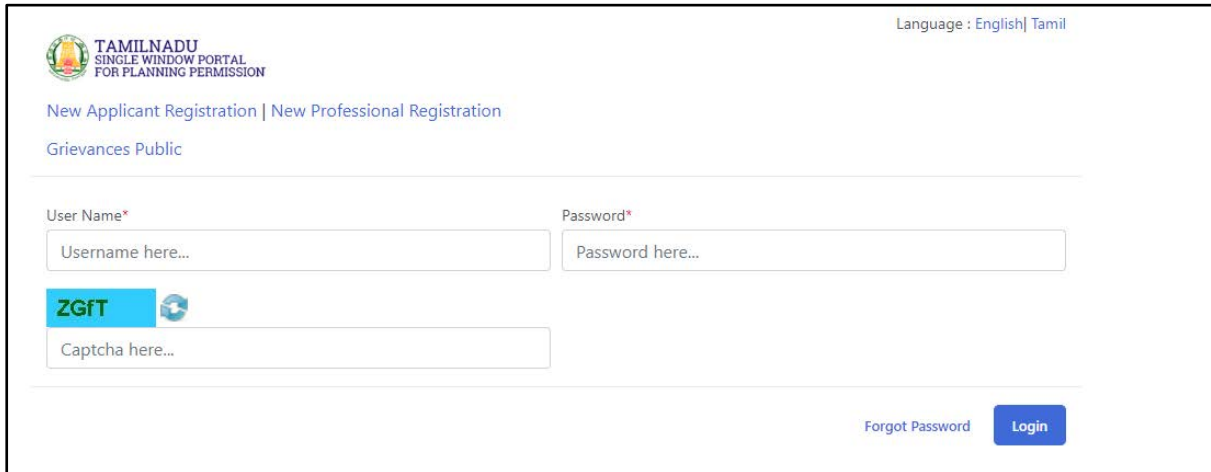


NOC PROCESS FLOW:

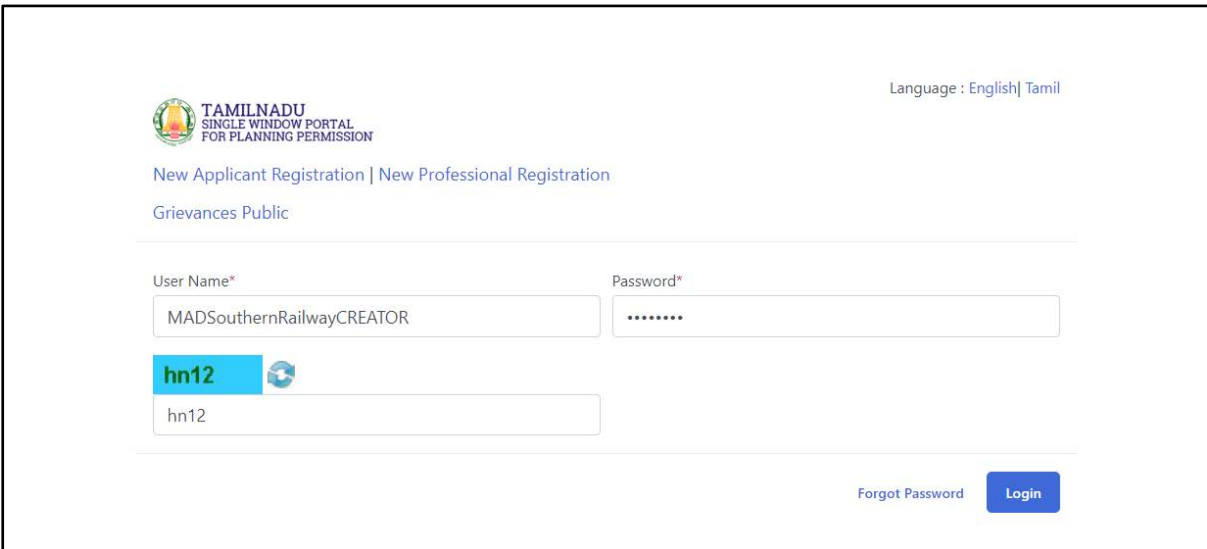
Open Browser and copy paste the below URL.

➤ <https://onlineppa.tn.gov.in/SWP-web/login>



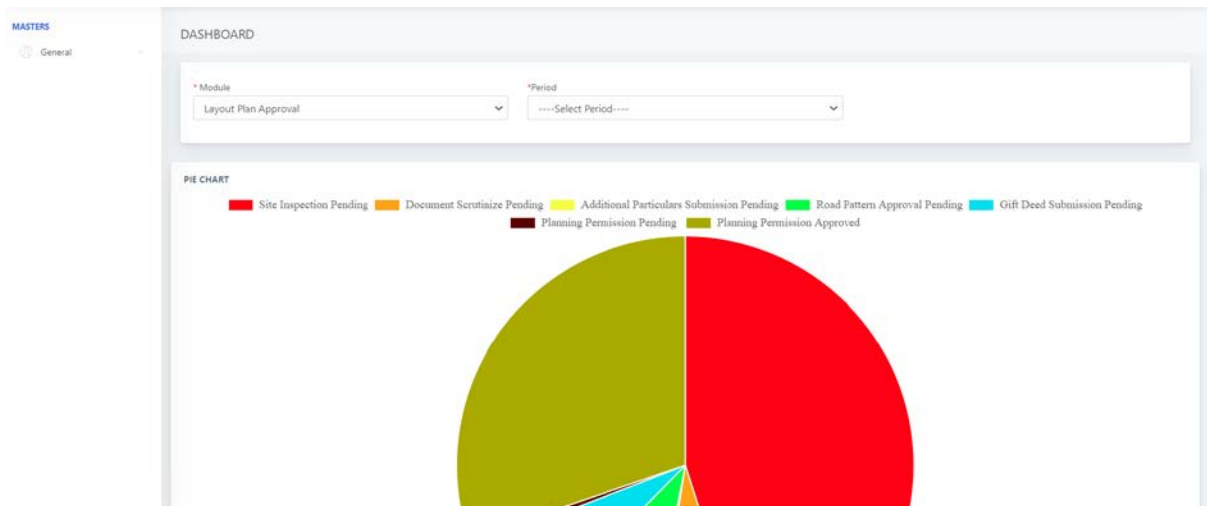
The screenshot shows the login page of the Tamil Nadu Single Window Portal for Planning Permission. The page header includes the logo and name of the portal, and a language selection dropdown set to English. Below the header, there are links for 'New Applicant Registration | New Professional Registration' and 'Grievances Public'. The main form area contains three input fields: 'User Name*' with a placeholder 'Username here...', 'Password*' with a placeholder 'Password here...', and a captcha field with a placeholder 'Captcha here...' and a 'ZGfT' logo. At the bottom right, there are links for 'Forgot Password' and a blue 'Login' button.

Kindly update the credentials in the login page with the user ID, Password and enter the captcha as displayed in the screen.



This screenshot shows the same login page as above, but with the following credentials entered: 'User Name*' is 'MADSouthernRailwayCREATOR', 'Password*' is masked with '*****', and the captcha field contains 'hn12'. The 'ZGfT' logo is now green. The 'Forgot Password' and 'Login' buttons remain at the bottom right.

Below screen will be displayed after login procedure is done:



In the above mentioned screen, you have to select from the left side “General” from masters
 Under General, you have to select NOC Page as displayed in the below screen shot, Then the applicant details with the reference number, NOC status and the Actions lists also will be displayed.

S.No	Applicant Name	Category	City	Reference Number	NOC Status	Created Date	Actions
1	Swati	CMDA	Madurai-Madurai-Madurai	-	-	Nov 12, 2022 11:16:48 AM	
2	SUSEELA G	Building Plan Approval	Madurai-Edappadi-Aduvapatty	QTSDPY7W	NOC Approval Awaiting	Oct 19, 2022 9:59:22 AM	
3	SUSEELA G	Building Plan Approval	Madurai-Madurai North-Siruthur	GVL2B5H0	NOC Approval Awaiting	Oct 18, 2022 11:26:49 AM	
4	SUSEELA G	Building Plan Approval	Madurai-Madurai North-Siruthur	16CVBUI	-	Dec 5, 2022 11:21:19 AM	
5	SUSEELA G	Building Plan Approval	Madurai-Madurai North-Siruthur	GVL2B5H0	-	Dec 5, 2022 11:20:20 AM	
6	suresh	Building Plan Approval	Madurai-Madurai-Madurai	6E2KF38R	NOC Request Submitted	Dec 7, 2022 10:48:36 AM	
7	PRESIDENT PADMA SALIYAR MUNETRA SANGAM	Building Plan Approval	Madurai-Madurai South-Avaniyapuram	UDWIA2C	NOC Request Submitted	Nov 18, 2022 1:38:55 PM	
8	kowsalya	Building Plan Approval	Madurai-Madurai-Madurai	6R39VMUW	NOC Approved	Nov 26, 2022 11:16:07 AM	
9	Aadhi	Building Plan Approval	Madurai-Thirupparankundram-Thirupparankundram	M36VG9WT	-	Dec 6, 2022 4:23:48 PM	

➤ In order to proceed with the next step for NOC actions, kindly select the edit option as per the below screen.

6	suresh	Building Plan Approval	Madurai-Madurai-Madurai	6E2KF38R	NOC Request Submitted	Dec 7, 2022 10:48:36 AM	
---	--------	------------------------	-------------------------	----------	-----------------------	-------------------------	--

➤ NOC page will be displayed with the applicant details, Site Address, Site No & Subdivision Details

MASTERS

General

NOC Page
Create

Back

Applicant Details

Site Inspection

Applicant Name in English: Manikandan

Email Id: kadhiravan273@gmail.com

Phone Number: 9629084940

Site Address

Door No: 12

Plot No: NO

Address Line 1: 121

Address Line 2:

Address Line 3:

Locality:

City/Town/Village: Madurai

Taluk: Madurai

District: Madurai

Pincode: 909090

Latitude and Longitude: 90 90

Patta

99211-2022-QC202212251002288.pdf

Encumbrance Certificate *

99211-2022-QC202212251002289.pdf

Sale deed*

Scrutiny Rep.2022122510022810.pdf

FMB *

Scrutiny Rep.2022122510022810.pdf

Structural stability certificate certified by a Civil/Structural Engineer *

99957-2022-402022122510022812.pdf

Geotechnical Investigation report

1917 (1)2022122510022813.pdf

Structural stability certificate certified by IIT/NIT/Anna University

CMDA letter.2022122510022813.pdf

Discharge calculation when proposal is nearby water bodies

28712-2022-UG2022122510022815.pdf

Additional Document

- Document copies attached with regards to the department requires the information and the survey details

Next step is "Site Inspection", after selecting the option you will get the below details in the screen

Applicant Details

Site Inspection

Are you proceed Site Inspection or Not? *

YES NO

Save

Kindly do select the appropriate option "Yes" to proceed with Site Inspection and "No" if site inspection is not approved.

- After selecting “Yes” for site inspection, Update the “New Plan Date” as per the below screen

The screenshot shows the 'NOC Page Create' form. On the left, there is a sidebar with 'Applicant Details' and 'Site Inspection'. The main form area contains a question: 'Are you proceed Site Inspection or Not? *' with 'YES' and 'NO' buttons. Below this is a 'New Plan Date' input field. A calendar for December 2022 is open, showing the date 7 selected. A green 'Save' button is visible to the right of the calendar.

- Then mention the time slot for when the site inspection to be conducted.

The screenshot shows the 'NOC Page Create' form after the date has been updated. The 'New Plan Date' field now contains the text '08/12/2022 15:42', which is circled in blue. The 'YES' button for the site inspection question is highlighted in green. A green 'Save' button is located at the bottom right of the form.

- If the site inspection is to be cancelled, then select “No” option, then click “Save”.

NOC Page
Create

Applicant Details
Site Inspection

Are you proceed Site Inspection or Not? * YES NO

Save

Either of the options “Yes” or “No” is selected, then it goes for the next step of actions in main menu NOC page select the respective applicant action status as “Edit”

6	suresh	Building Plan Approval	Madurai-Madurai-Madurai	6E2KF38R	SiteInspection Planned	Dec 7, 2022 10:48:36 AM	Edit
---	--------	------------------------	-------------------------	----------	------------------------	-------------------------	------

- As per the below screen, you will get the “Call for particulars” options in the NOC page for that particular applicant.
- Based on the confirmation select either “Yes” or “No” and proceed with “Save” option accordingly.

NOC Page
Create

Applicant Details
Site Inspection
Call For Particulars

Are you proceed Call for Particular or Not? * YES NO

Save

- As per the below screen, select the “Letter Name” as “Call for Particulars” from the list option
- Then update the details in the field box To or To Tamil, Subject or Subject Tamil, Reference or Reference Tamil, Body of the Letter or Body of the Letter Tamil.

Applicant Details
Site Inspection
Call For Particulars

Are you proceed Call for Particular or Not? * YES NO

Letter Name *
CallForParticulars
--- Please Select Letter Name ---
CallForParticulars

Subject
Subject Tamil*

Reference
Reference Tamil*

Body Of The Letter

Save

- After entering the details in respective field box, kindly select “Save” option.

Body Of The Letter Tamil*

Save

If there is no requirement for proceeding with “Call for Particulars”, kindly select “No” and click “Save” option.

NOC Page
Create

Applicant Details
Site Inspection
Call For Particulars

Are you proceed Call for Particular or Not? * YES NO

Save

- Kindly select the necessary NOC document to be uploaded and mention the remarks for the same.

NOC Page
Create

Applicant Details
Site Inspection
Call For Particulars
Noc Upload

NOC Document Copy*
Choose Files To Upload Choose Files

Remarks*

Submit

- After selecting the respective document, kindly mention the remarks for the same i.e. which NOC document is uploaded and then click “Submit”.

 **NOC Page**
Create + Back

- Applicant Details
- Site Inspection
- Call For Particulars
- Noc Upload**

NOC UPLOAD #1